



Strong Buying Pressure Lifts ASI 1.30% Above 225k, Market Value Up N1.86trn; Overnight NIBOR Upticks...

MARKET STATISTICS	CLOSE	PREVIOUS	TODAY'S %	YTD %
All Share Index (ASI)	225,724.33	222,837.68	1.30	45.05
Deals	55,232.00	53,062.00	4.09	
Volume	627,616,518.00	667,937,204.00	(6.04)	
Value	44,512,903,634	38,123,970,715	16.76	
Market Cap	145,335,967,587,217	143,477,350,255,983	1.30	46.25

SECTORED INDICES	CLOSE	PREVIOUS	TODAY'S % Δ
NGX BANKING	2,414.65	2,370.66	1.86
NGX INSURANCE	1,200.01	1,199.28	0.06
NGX CONSUMER GOODS	4,702.44	4,696.81	0.12
NGX OIL/GAS	5,331.04	5,318.16	0.24
NGX INDUSTRIAL	9,648.02	9,244.63	4.36
NGX COMMODITY	1,847.32	1,847.32	0.00

Equities Market Summary

The Nigerian equities market closed the week on a strong bullish note on Friday, with the NGX All-Share Index gaining 1.30% to settle at 225,724.33 points, pushing the year-to-date return to +45.05% and adding ₦1.86 trillion to market capitalization, which closed at ₦145.34 trillion. Market breadth was largely positive at 1.6x, as 42 gainers led by ACADEMY, UPDC, HMCALL, ZICHIS, and WEMABANK outpaced 26 decliners, with MEYER, TRANSEXPR, CILEASING, OMATEK, and ETRANZACT recording the most notable gains. Sectoral performance was broadly positive, as Industrial (+4.36%), Banking (+1.86%), Oil & Gas (+0.24%), Consumer Goods (+0.12%), and Insurance (+0.06%) all finished in the green, while the Commodity sector ended flat. Trading activity was mixed, as turnover and deal count climbed 16.76% and 4.09% to ₦44.51 billion and 55,232 transactions respectively, while volume edged down 6.04% to 627.62 million shares. Heading into Monday's session, the market is expected to sustain its bullish momentum as investors continue to position ahead of anticipated full year dividend payments, which typically drive accumulation activity around this period.

Money Market

Nigerian Interbank Offered Rates closed on a mixed note on Friday, with the overnight rate edging up 3bps to 22.32%, reflecting tightening system liquidity as the Standing Deposit Facility declined from ₦4.11 trillion in the previous session to ₦3.97 trillion. The 1-month, 3-month, and 6-month tenors, however, moved in the opposite direction, retreating 28bps, 63bps, and 91bps respectively. Funding costs were divergent, as the Overnight rate eased 1bp to close at 22.20% while the Open Repo rate remained unchanged at 22.00%.

In the Treasury Bills secondary market, yields were similarly mixed, with the 1-month and 12-month bills climbing 10bps and 3bps respectively, while the 3-month and 6-month maturities softened by 20bps and 9bps. Overall, the average NT-Bills yield edged up 6bps to 17.47%, pointing to softening investor demand as a slightly negative tone began to creep into the fixed-income space.

Bond Market

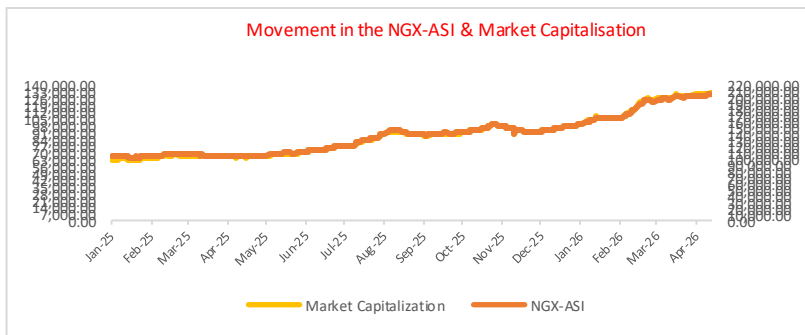
The FGN Bonds market closed on a bearish note on Friday, with average yields surging 10bps to 16.04%, reflecting weakened domestic investor confidence and declining appetite for naira-denominated sovereign debt.

The Eurobond market told a contrasting story, however, as average yields retreated 4bps to 6.89%, signaling cautious yet sustained global investor interest and a favourable outlook toward Nigeria's dollar-denominated sovereign obligations.

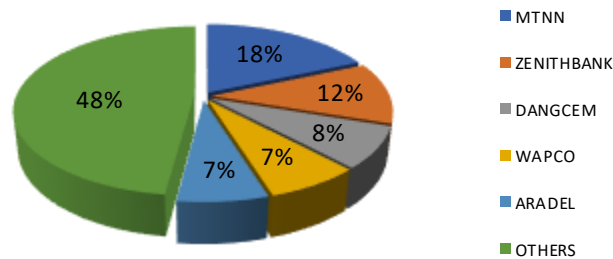
Foreign Exchange Market

The naira weakened across both market segments on Friday, depreciating 0.33% to ₦1,358.44/\$ at the NAFEM window and declining a further 0.22% to ₦1,369/\$ in the parallel market, reflecting broad-based selling pressure on the local currency across both the official and informal foreign exchange segments.

Source: FMDQ, CBN, NGX, S&P Dow Jones, Cowry Research



Today's biggest transactions by % of total naira votes





Cowry Daily Market Insight 24 April 2026

MPR: 26.50%
 Mar'25 Inflation Rate: 15.38%
 FY 2025 Real GDP: 3.87%

TENOR	NIBOR as @ 24/4/2026	NIBOR as @ 23/4//2026	PPT
Overnight	22.3214	22.2917	0.03
1 Month	22.6286	22.9083	(0.28)
3 Months	23.0143	23.6417	(0.63)
6 Months	23.4714	24.3833	(0.91)

Source: FMDQ

TENOR	NITTY as @24/4/2026	NITTY as @23/4/2026	PPT
1Month	16.3709	16.2687	0.10
3 Months	16.2620	16.4646	(0.20)
6 Months	17.2376	17.3262	(0.09)
12 Months	18.9691	18.9373	0.03

Source: FMDQ

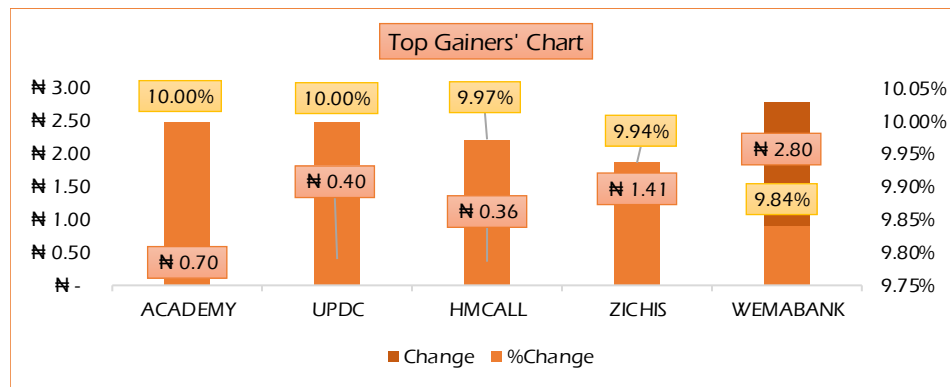
Bond Name	Maturity (Years)	Bid Price	Daily Δ	Offer yield	Yield YTD PPT Δ
16.29% FGN MAR 2027	10	98.52	(1.22)	18.07%	0.050
12.50% FGN MAR 2035	15	83.32	0.00	16.08%	0.012
16.25% FGN APR 2037	20	104.90	0.00	15.31%	-0.001
12.98% FGN MAR 2050	30	89.59	(0.95)	14.54%	-0.016

Source: FMDQ

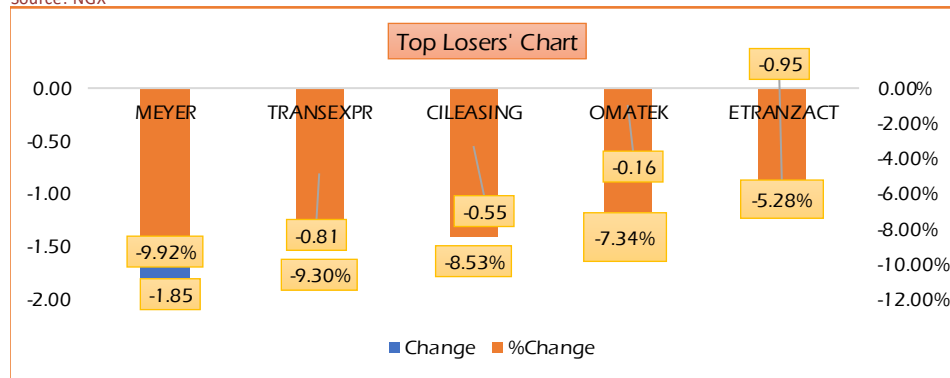
Eurobond Name	Maturity (Years)	Bid Price	Daily Δ	Offer Yield	Yield YTD PPT Δ
6.50 NOV 28, 2027	10	100.95	0.13	5.86%	-0.028
7.69% FEB 23, 2038	20	102.20	0.42	7.41%	-0.029
7.62% NOV 28, 2047	30	97.40	0.33	7.88%	-0.025

USD/NGN Exchange Rate	24/4/2026	Previous	Daily %
NAFEM	₦1,358.44	₦1,353.91	-0.33%
Parallel	₦1,369	₦1,366	-0.22%

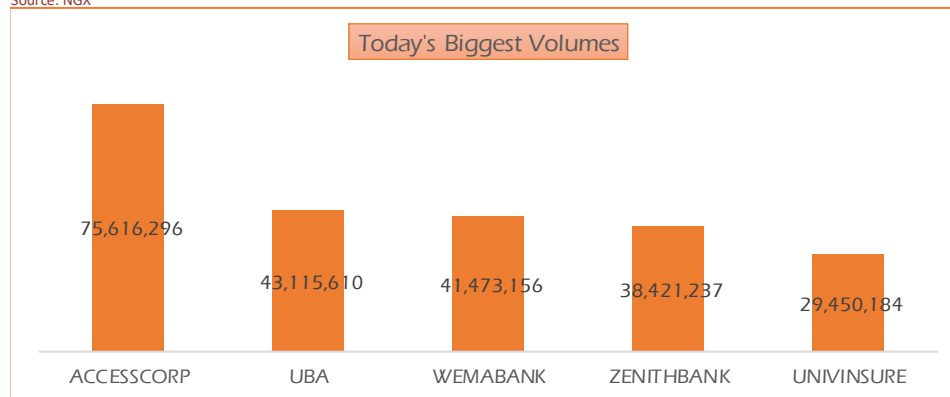
Major Currencies & Commodities	24/4/2026	Daily %	Yearly %
EURUSD	1.1704	0.17%	-0.32%
GBPUSD	1.350	0.24%	0.27%
Crude Oil, \$/bbl	94.96	-0.93%	5.20%
Brent, \$/bbl	105.103	0.03%	2.92%
Gold, \$/t.oz	4724.68	0.57%	4.33%
Cocoa, \$/T	3465.08	0.20%	10.54%



Source: NGX



Source: NGX



Source: NGX

Top 5 Advancers



+10.00%



+10.00%



+9.97%



+9.94%



+9.84%

Top 5 Decliners



-9.92%



-9.30%



-8.53%



-7.34%



-5.28%

Top 5 Trades by Volume



75.62 million units



43.12 million units



41.47 million units



38.42 million units



29.45 million units

Top 5 Trades by Value



N8.20 billion



N5.22 billion



N3.50 billion



N3.18 billion



N3.05 billion



Cowry Daily Market Insight 24 April 2026

MPR: 26.50%
Mar'25 Inflation Rate: 15.38%
FY 2025 Real GDP: 3.87%

Issuer	Description	Issue Date	Maturity Date	Coupon (%)	Current Yield (%)	DailyΔ	Previous Yield (%)
*FLOUR MILLS OF NIGERIA PLC	14.5 FLOURMILLS I 9-MAY-2026	09-May-23	09-May-26	14.50	18.32	0.00	18.32
DANGOTE CEMENT PLC	12.50 DANGCEM IB 30-MAY-2026	26-May-21	30-May-26	12.50	17.76	0.00	17.76
ACCESS BANK PLC	15.50 ACCESS BANK 23-JUL-2026	23-Jul-19	23-Jul-26	15.50	19.67	0.00	19.67
MTN NIGERIA COMMUNICATIONS PLC	13.50 MTN IA 30-SEP-2026	30-Sep-22	30-Sep-26	13.50	18.18	0.00	18.18
SUNDRY FOODS FUNDING SPV PLC	13.50 SUNDRY SPV PLC I 15-DEC-2026	15-Dec-21	15-Dec-26	13.50	18.38	0.00	18.38
EAT & GO FINANCE SPV PLC	14.25 EAT & GO FINANCE SPV 17-DEC-2026	17-Dec-19	17-Dec-26	14.25	19.83	-0.01	19.84
DANGOTE CEMENT PLC	11.85 DANGCEM IIA 30-APR-2027	27-Apr-22	30-Apr-27	11.85	19.26	0.18	19.08
AXXELA FUNDING 1 PLC	14.30 AXXELA I 20-MAY-2027	20-May-20	20-May-27	14.30	20.28	0.04	20.24
ACCELEREX SPV PLC	14.00 ACSP I 15-JUN-2027	15-Jun-22	15-Jun-27	14.00	20.86	0.05	20.81
NOVAMBL INVESTMENTS SPV PLC	12.00 NOVAMBL SPV I 23-JUL-2027	23-Jul-20	23-Jul-27	12.00	21.80	0.13	21.67
UNITED CAPITAL PLC	15.00 UNICAP II 14-SEP-2027	14-Sep-22	14-Sep-27	15.00	19.54	0.10	19.44
*NMRC	7.20 NMRC III 2-NOV-2027	02-Nov-20	02-Nov-27	7.20	21.55	0.14	21.41
VIATHAN FUNDING PLC	16.00 VIATHAN (GTD) 14-DEC-2027	15-Dec-17	14-Dec-27	16.00	19.15	0.16	18.99
FLOUR MILLS OF NIGERIA PLC	6.25 FLOURMILLS IV B 14-DEC-2027	14-Dec-20	14-Dec-27	6.25	18.61	0.07	18.54
BUA CEMENT PLC	7.50 BUACEM I 30-DEC-2027	30-Dec-20	30-Dec-27	7.50	19.14	0.16	18.98
*ARADEL HOLDINGS PLC	17.00 ARAD I 13-JAN-2028	13-Jan-23	13-Jan-28	17.00	19.22	0.18	19.04
MTN NIGERIA COMMUNICATIONS PLC	13.00 MTN COM PLC I 5-MAY-2028	05-May-21	05-May-28	13.00	18.16	0.07	18.09
DANGOTE CEMENT PLC	13.50 DANGCEM IC 30-MAY-2028	26-May-21	30-May-28	13.50	17.00	0.03	16.97
C&I LEASING PLC	15.50 C&I LEASING II 3-JUN-2028	03-Jun-21	03-Jun-28	15.50	20.55	0.15	20.40
CERPAC RECEIVABLES FUNDING SPV PLC	14.50 CERPAC-SPV III 15-JUL-2028	10-Sep-21	15-Jul-28	14.50	21.00	0.12	20.88
SUNDRY FOODS FUNDING SPV PLC	16.00 SUNDRY SPV PLC II 23-OCT-2028	23-Oct-23	23-Oct-28	16.00	18.30	0.08	18.22
ARDOVA PLC	13.30 ARDOVA PLC IA 12-NOV-2028	12-Nov-21	12-Nov-28	13.30	19.22	0.13	19.09
VERITASI HOMES & PROPERTIES LIMITED	20.00 VHPL 10-DEC-2028	10-Dec-25	10-Dec-28	20.00	19.52	0.07	19.45
MCM FUNDING SPV PLC	19.50 MCM FUNDING SPV I 12-JAN-2029	12-Jan-26	12-Jan-29	19.50	18.02	0.05	17.97
EAT & GO FINANCE SPV PLC	13.25 EAT & GO FINANCE SPV 8-MAR-2029	08-Mar-22	08-Mar-29	13.25	19.86	0.06	19.80
PRESKO PLC	12.85 PRESKO PLC 5-APR-2029	05-Apr-22	05-Apr-29	12.85	18.71	0.06	18.65
DANGOTE CEMENT PLC	12.35 DANGCEM IIB 30-APR-2029	27-Apr-22	30-Apr-29	12.35	17.38	0.07	17.31
*FLOUR MILLS OF NIGERIA PLC	22.00 FLOURMILLS II 30-MAY-2029	30-May-24	30-May-29	22.00	20.24	0.08	20.16
UNION BANK OF NIGERIA PLC	16.20 UNION III 27-JUN-2029	27-Jun-19	27-Jun-29	16.20	19.62	0.09	19.53

www.cowryasset.com

This report is produced by the Research Desk, Cowry Asset Management Limited (COWRY) as a guideline for Clients that intend to invest in securities on the basis of their own investment decision without relying completely on the information contained herein. The opinion contained herein is for information purposes only and does not constitute any offer or solicitation to enter into any trading transaction. While care has been taken in preparing this document, no responsibility or liability whatsoever is accepted by any member of COWRY for errors, omission of facts, and any direct or consequential loss arising from the use of this report or its contents.



Cowry Daily Market Insight 24 April 2026

MPR: 26.50%
Mar'25 Inflation Rate: 15.38%
FY 2025 Real GDP: 3.87%

DANGOTE INDUSTRIES FUNDING PLC	12.75 DANGIFP IA 19-JUL-2029	19-Jul-22	19-Jul-29	12.75	18.13	0.10	18.03
GEREGU POWER PLC	14.50 GERP I 28-JUL-2029	28-Jul-22	28-Jul-29	14.50	19.52	0.06	19.46
*NMRC	14.90 NMRC I 29-JUL-2030	29-Jul-15	29-Jul-30	14.90	17.19	0.01	17.18
TSL SPV PLC	10.00 TSL SPV I (GTD) 6-OCT-2030	06-Oct-20	06-Oct-30	10.00	18.73	0.03	18.70
FBNQ MB FUNDING SPV PLC	6.25 FBNQ MB SPV II 16-DEC-2030	16-Dec-20	16-Dec-30	6.25	17.60	0.08	17.52
CHAMPION BREWERIES PLC	19.50 CHBR I 23-DEC-2030	23-Dec-25	23-Dec-30	19.50	18.55	0.05	18.50
FIDELITY BANK PLC	8.50 FIDELITY I 7-JAN-2031	07-Jan-21	07-Jan-31	8.50	17.61	0.07	17.54
EAT & GO FINANCE SPV PLC	18.00 EGFS 22-FEB-2031	22-Feb-24	22-Feb-31	18.00	18.87	0.06	18.81
UAC OF NIGERIA PLC	21.50 UAC PLC I 14-OCT-2031	14-Oct-24	14-Oct-31	21.50	20.12	0.07	20.05
PRIMERO BRT SECURITISATION SPV PLC	17.00 PRIMERO BRT-SPV 27-OCT-2031	24-May-19	27-Oct-31	17.00	19.45	0.08	19.37
MTN NIGERIA COMMUNICATIONS PLC	12.75 MTN COM PLC II 4-NOV-2031	04-Nov-21	04-Nov-31	12.75	17.59	0.07	17.52
ARDOVA PLC	13.65 ARDOVA PLC IB 12-NOV-2031	12-Nov-21	12-Nov-31	13.65	17.98	0.05	17.93
GPC-SPV COMPANY PLC	13.00 GPC SPV PLC (GTD) 23-NOV-2031	23-Nov-21	23-Nov-31	13.00	17.28	0.10	17.18
*PRESCO PLC	23.75 PRESCO PLC I 31-JAN-2032	31-Jan-25	31-Jan-32	23.75	20.85	0.10	20.75
PAT DIGITAL INFRA FUND SPV PLC	13.25 PAT SPV PLC (GTD) 2-FEB-2032	02-Feb-22	02-Feb-32	13.25	17.57	0.13	17.44
DANGOTE CEMENT PLC	13.00 DANGCEM IIC 30-APR-2032	27-Apr-22	30-Apr-32	13.00	18.24	0.09	18.15
DANGOTE INDUSTRIES FUNDING PLC	13.50 DANGIFP IB 19-JUL-2032	19-Jul-22	19-Jul-32	13.50	18.42	0.05	18.37
MTN NIGERIA COMMUNICATIONS PLC	14.50 MTNN IB 30-SEP-2032	30-Sep-22	30-Sep-32	14.50	17.68	0.01	17.67
DANGOTE INDUSTRIES FUNDING PLC	16.75 DANGIFP II 5-DEC-2032	05-Dec-22	05-Dec-32	16.75	18.66	-0.02	18.68
*UAC OF NIGERIA PLC	17.35 UAC PLC I 15-DEC-2032	15-Dec-25	15-Dec-32	17.35	17.69	0.07	17.62
EAT & GO FINANCE SPV PLC	20.00 EGFS II 27-JAN-2033	27-Jan-26	27-Jan-33	20.00	18.96	-0.05	19.01
*NMRC	13.80 NMRC II 15-MAR-2033	21-May-18	15-Mar-33	13.80	17.48	0.09	17.39
AXXELA FUNDING 1 PLC	21.00 AXXELA I 12-APR-2034	12-Apr-24	12-Apr-34	21.00	27.02	0.07	26.95
GEL UTILITY FUNDING SPV PLC	15.15 GEL UTILITY-SPV (GTD) 28-AUG-2034	28-Aug-19	28-Aug-34	15.15	18.25	0.06	18.19
DANGOTE CEMENT PLC	23.50 DANGCEM I 30-DEC-2034	30-Dec-24	30-Dec-34	23.50	21.40	0.07	21.33
*APL FUNDING SPV PLC	23.00 APL SPV PLC I 30-DEC-2034	30-Dec-24	30-Dec-34	23.00	21.48	0.09	21.39
*qDLM FUNDING SPV	DLM FUNDING SPV IA 12-SEP-2035	12-Sep-25	12-Sep-35	16.83	17.64	0.06	17.58
*DLM FUNDING SPV	19.07 DLM FUNDING SPV IB 12-SEP-2035	12-Sep-25	12-Sep-35	19.07	19.14	0.06	19.08
*LFZC FUNDING SPV PLC	13.25 LFZC II (GTD) 16-MAR-2042	10-May-22	16-Mar-42	13.25	16.28	0.00	16.28
*LFZC FUNDING SPV PLC	15.25 LFZC III (GTD) 29-MAR-2043	29-Mar-23	29-Mar-43	15.25	16.20	0.00	16.20
FCMB GROUP PLC	16.00 FCMB I (PERP)	16-Feb-23	—	16.00	18.00	0.04	17.96
FCMB GROUP PLC	16.00 FCMB II (PERP)	24-Oct-23	—	16.00	17.42	0.05	17.37

www.cowryasset.com

This report is produced by the Research Desk, Cowry Asset Management Limited (COWRY) as a guideline for Clients that intend to invest in securities on the basis of their own investment decision without relying completely on the information contained herein. The opinion contained herein is for information purposes only and does not constitute any offer or solicitation to enter into any trading transaction. While care has been taken in preparing this document, no responsibility or liability whatsoever is accepted by any member of COWRY for errors, omission of facts, and any direct or consequential loss arising from the use of this report or its contents.

